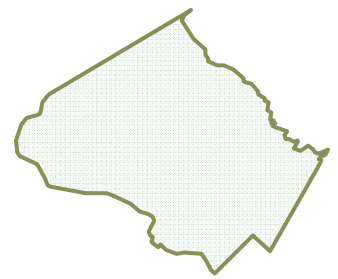


MONTGOMERY COUNTY, MARYLAND



DEMOGRAPHICS

Total Population: 930,813

Race and Ethnicity

White: 559,933

Black or African American: 151,785

American Indian and Alaska Native: 1,941

Asian: 122,044

Native Hawaiian and Other Pacific Islander: 457

Some other race: 72,074

Two or more races: 22,579

Not Hispanic or Latino: 797,426

Hispanic or Latino: 133,387

Gender

Male: 447,692

Female: 483,121

Age Group Breakout

Under Age 5: 65,779

5-17 years: 160,164

18-44 years: 328,047

45-64 years: 263,503

65 years or Older: 113,320

Poverty and Income

Total Population for Whom Poverty Status Was Determined: 922,496

Population Under 100% FPL: 44,649

101-Under 200% FPL: 88,484

Above 200% FPL : 789,363

Total Households:

Number of Households with Annual Income under \$20,000: 23,012

Households between \$20,000 - \$44,999: 51,164

Households between \$45,000 - \$59,999: 33,098

Households between \$60,000 - \$99,999: 77,920

Households \$100,000 or above: 158,346

Median Household Income: \$91,835

Language – Linguistically Isolated Households

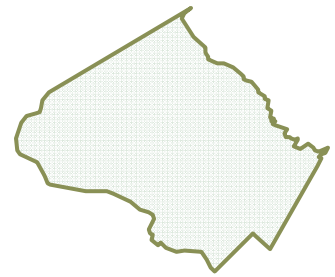
Spanish: Linguistically Isolated: 10,581

Other Indo-European languages: Linguistically Isolated: 4,676

Asian and Pacific Island languages: Linguistically Isolated: 9,732

Other languages: Linguistically Isolated: 1,367

MONTGOMERY COUNTY, MARYLAND



Total Households Linguistically Isolated: 26,356

Education Attainment for Population ages 25 years or Older

Pop. Over 25 years: 626,256

Less Than High School: 54,456

High School Diploma or Equivalency: 91,336

Some College: 86,247

Associates Degree: 34,652

Bachelor's Degree: 173,899

Master's Degree: 110,950

Professional Degree or Doctorate: 74,716

VITAL STATISTICS

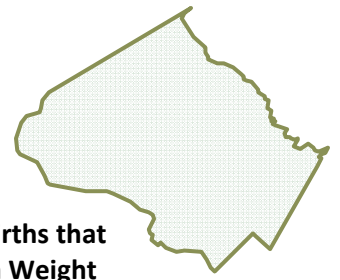
Age Adjusted Death Rate For Leading Causes of Death (per 100,000) 1999-2007 Trends

	2007-2005	2005-2003	2003-2001	2001-1999
All Causes of Death	564.7	590.4	623.3	657.8
Diseases of the Heart	143.5	152.7	170	183.5
Malignant Neoplasms	136.9	145.1	149.2	153.7
Cerebrovascular Disease	30.5	36.9	42.9	52
Chronic Lower Respiratory Diseases	22.3	22.9	26.5	29
Diabetes Mellitus	14.7	16.5	19	20.5
Accidents	16.9	17.4	17.3	16.1
Influenza and Pneumonia	20.1	21.2	20.5	22.8
Septicemia	13.6	14.6	13.8	13.2
Alzheimer's	13	13.3	15.5	15.8
Nephritis, Nephrosis and Nephrotic Syndrome	8.6	9	NA	NA
Assault (Homicide)	3.3	3.4	NA	NA
HIV	2.6	2.7	2.6	2.9
Suicide	6	5.9	NA	NA

Infant Mortality 2008

	Infant Mortality - Fetal Deaths	Infant Mortality Rates
All Races	76	5.6
WHITE	38	4.3
BLACK	27	9.5
HISPANIC	15	4

MONTGOMERY COUNTY, MARYLAND



Low-Birth Weight Births 2008

	Number of Births That Were Low Birth Weight	Percentage of Births that Were Low Birth Weight
All Races	1086	7.9
WHITE	38	4.3
BLACK	293	10.3
HISPANIC	15	4

BEHAVIORAL RISK FACTOR SURVEILLANCE SYSTEM

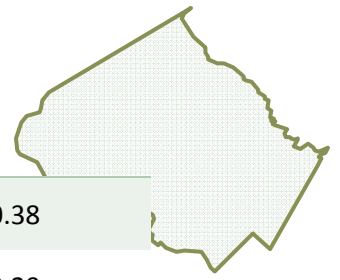
The following data is for the population 18 years of age and older.

Response	Weighted Estimate	Percentage	Confidence Interval +/-
HEALTH STATUS: HOW IS YOUR HEALTH IN GENERAL?			
EXCELLENT	210,317	29.1%	1.59
VERY GOOD	266,636	36.9%	1.69
GOOD	180,168	24.9%	1.51
FAIR	50,072	6.9%	0.89
POOR	15,111	2.1%	0.5

CHRONIC DISEASES

Response	Weighted Estimate	Percentage	Confidence Interval +/-
CARDIOVASCULAR: HAS A DR EVER TOLD YOU THAT YOU HAD A HEART ATTACK?			
YES	20,802	2.9%	0.63
CARDIOVASCULAR: HAS A DR EVER TOLD YOU THAT YOU HAD A STROKE?			
YES	10,794	1.5%	0.46
CHOLESTEROL: EVER BEEN TOLD BY A DOCTOR OR HEALTH PROFESSIONAL THAT YOUR BLOOD CHOLESTEROL IS HIGH?			
YES	214,237	36%	2.26
HYPERTENSION: EVER BEEN TOLD BY A HEALTH PROFESSIONAL THAT YOU HAD HIGH BLOOD PRESSURE?			
YES	159,912	23.3%	1.73
DIABETES: EVER TOLD BY A DOCTOR THAT YOU HAVE DIABETES?			
YES	37,857	5.2%	0.78

MONTGOMERY COUNTY, MARYLAND



YES BUT FEMALE TOLD DURING PREGNANCY	8,556	1.2%	0.38
NO BORDERLINE DIABETES	4,945	0.7%	0.29

BEHAVIORS/LIFESTYLE INDICATORS

Response	Weighted Estimate	Percentage	Confidence Interval +/-
TOBACCO: CURRENT SMOKER (SMOKED AT LEAST 100 CIGARETTES IN THEIR LIFETIME AND CURRENTLY SMOKING)			
YES	73,619	10.2%	1.06
NO	646,991	89.8%	1.06

ALCOHOL: BINGE DRINKING-FIVE OR MORE DRINKS ON ONE OCCASION IN THE PAST MONTH

YES	80,570	11.3%	1.11
-----	--------	-------	------

WEIGHT CONTROL: WEIGHT CLASSIFICATIONS BASED ON BODY MASS INDEX

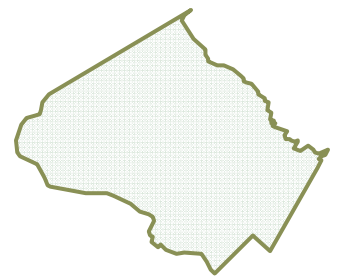
NOT OVERWEIGHT/OBESE (BMI<=24.9)	334,440	48.6%	1.79
OVERWEIGHT (BMI 25.0 - 29.9)	240,077	34.9%	1.71
OBESE (BMI 30.0 AND ABOVE)	113,030	16.4%	1.33

MENTAL HEALTH

Response	Weighted Estimate	Percentage	Confidence Interval +/-
ANXIETY DEPRESSION: HAS A DOCTOR EVER TOLD YOU THAT YOU HAVE A DEPRESSIVE DISORDER (INCLUDING DEPRESSION MAJOR DEPRESSION DYSTHYMIA OR MINOR DEPRESSION)?			
YES	30,473	17.5%	2.78

ANXIETY DEPRESSION: HAS A DOCTOR EVER TOLD YOU THAT YOU HAD AN ANXIETY DISORDER (INCLUDING ACUTE STRESS ANXIETY OBSESSIVE-COMPULSIVE PANIC PHOBIA PTSD OR SOCIAL ANXIETY)?			
YES	19,017	10.9%	2.28

MONTGOMERY COUNTY, MARYLAND



ORAL HEALTH

Response	Weighted Estimate	Percentage	Confidence Interval +/-
ORAL HEALTH: HOW LONG SINCE LAST TEETH CLEANING?			
NEVER	3,510	0.8%	0.37
< 1 YEAR	326,331	78%	1.72
1 - < 2 YEARS	48,843	11.7%	1.33
2 TO < 5 YEARS	23,166	5.5%	0.94
>= 5 YEARS	16,499	3.9%	0.8

PREVENTATIVE CARE/TESTING

Response	Weighted Estimate	Percentage	Confidence Interval +/-
IMMUNIZATION: DURING THE PAST YEAR HAVE YOU HAD A FLU SHOT?			
YES	284,434	39.4%	1.71
NO	436,869	60.6%	1.71

WOMENS HEALTH: EVER HAD A MAMMOGRAM? WOMEN AGE 40 AND OVER.

DID NOT HAVE EXAM	16,157	7.4%	2.28
HAD EXAM	202,338	92.6%	2.28

HIV/AIDS: HAVE YOU EVER BEEN TESTED FOR HIV?

YES	275,596	47.7%	2.05
NO	302,587	52.3%	2.05

SOURCES

Demographics

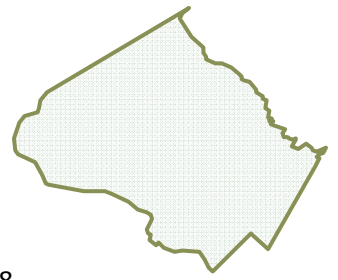
U.S. Census Bureau, American Community Survey, 2007 except for the following counties: Caroline, Dorchester, Garrett, Kent, Queen Anne's, Somerset, Talbot, and Worcester. For these counties the demographic data source is the U.S. Census Bureau, 2000 Decennial Census. 2007 ACS or other qualified data source was not available in more recent years for these geographies.

Vital Statistics

Age-Adjusted Death Rates: Maryland Department of Health and Mental Hygiene, Vital Statistics reports, 2007, 2005, 2003, and 2001.

Infant Mortality and Birth Weight Data: Maryland Department of Health and Mental Hygiene, Vital Statistics reports, 2008, Preliminary report.

MONTGOMERY COUNTY, MARYLAND



Vital Statistics Reports Available at <http://vsa.maryland.gov/>

Behavioral Risk Factor Surveillance System

Maryland Behavioral Risk Factor Surveillance System, Five year pooled data 1998-2008,

Available at <http://www.marylandbrfss.org/cgi-bin/broker>